



GRUNDFOS
ECADEMY

PRESSURE BOOSTERS

THE CME BOOSTER

be
think
innovate

GRUNDFOS 

The CME Booster

The Grundfos CME Booster provides constant water pressure for a variety of domestic applications, regardless of changing demands.

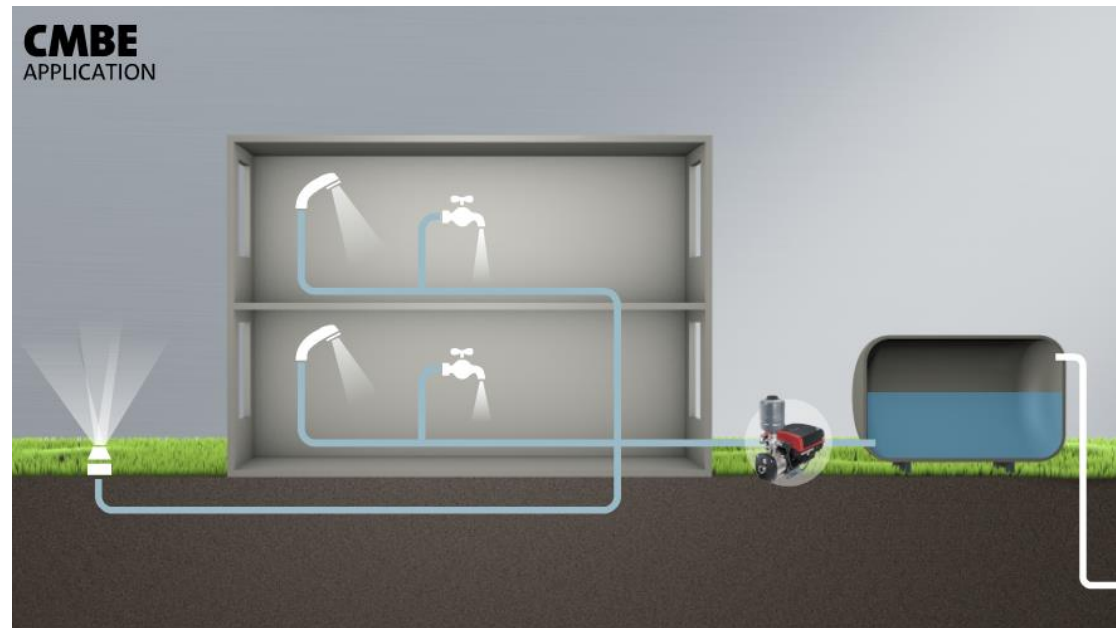
The CME also enables users to personalise water pressure, increasing or decreasing pressure at the touch of a button.



Applications

The CMB is designed to boost water supply in domestic applications.

It can connect to city mains either directly or via a break tank.

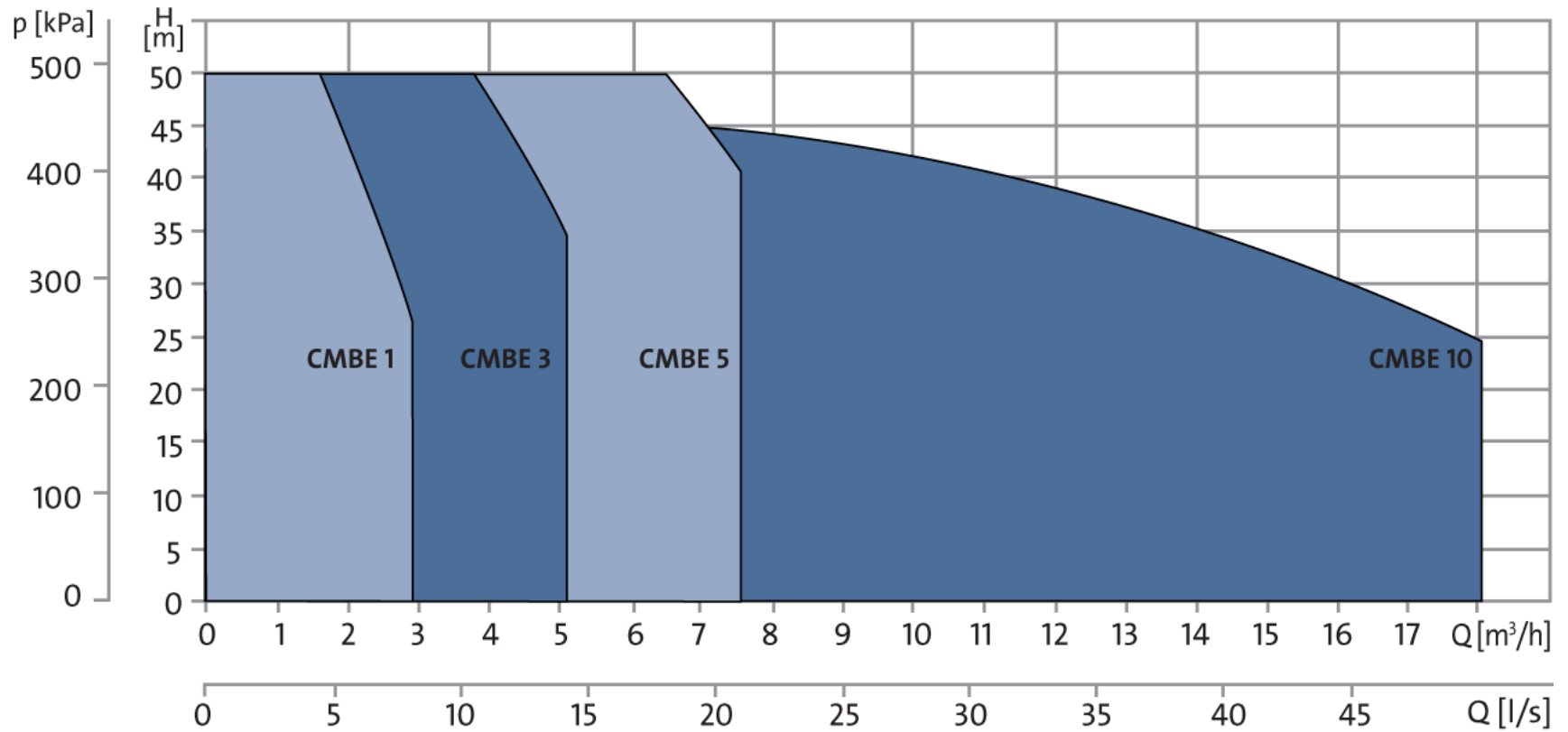


Main benefits









- Cruise Control – always constant pressure
- All-in-one system – plug & pump
- Low noise operation ≤ 55 dB(A)
- Dry run & overload protection
- 2-year warranty



Performance



Selection

TAPS FLOORS		 1 - 5	 6 - 10	 11 - 20	 21 - 50
		 4	CMBE 3-4	CMBE 3-4	CMBE 3-4
 3	CMBE 3-3	CMBE 3-3	CMBE 3-4	CMBE 5-3	
 2	CMBE 1-4	CMBE 3-3	CMBE 3-3	CMBE 3-4	
 1	CMBE 1-4	CMBE 1-4	CMBE 3-3	CMBE 3-4	

Operating conditions & technical data

Operating conditions

- System pressure: Max. 7.5 bar
- Liquid temperature: 0° C to +60° C
- Ambient temperature: Max. +55° C
- Relative air humidity: Max. 95%

Technical data

- Mains voltage: 1x 220-240V, 50/60Hz
- Enclosure class: IP55
- Sound pressure level: <= 55 dB(A)
- Start/stop frequency: Max. 100 per hour
- Approvals: Drinking water approved



GRUNDFOS **ECADEMY**

www.grundfos.com